







The Westwood Road Practice is closing their branch site at 96 Whitley Road as of 31st January 2018. At this time all patients will continue to be registered with the Practice at their main site in Westwood Road (RG31 5RP). Patients are able to remain registered in this way or register at another GP Practice so long as their address falls within the catchment areas for those Practices. Listed below are several of the nearby Practices where it may be possible to register. It is important that patients check with the individual Practices to confirm they reside within catchment areas.

	The Westwood Road Practice	South Reading Surgery	Longbarn Lane Surgery	Milman Road Health Centre
Contact Details	66 Westwood Road, Tilehurst, RG31 5RP 0118 942 7421 http://www.thewestwoodroadpractice.co.uk	257 Whitley Wood Road, Reading, RG2 8LE 0118 931 3515 https://www.srssurgery.co.uk	22 Longbarn Lane Reading, RG2 7SZ 0118 987 1377 http://www.longbarnlanesurgery.co.uk	50 Milman Road, Reading, RG2 0AR 0118 986 2286 http://www.milmanroadhealthcentre.co.uk
Distance on foot from closing surgery 	6.2 miles	0.2 miles	1.4 miles	2.0 miles
Branch Sites	N/A	Shinfield Medical Practice, School Green, Shinfield, RG2 9EH	Southcote Clinic, Coronation Square, Southcote, RG30 3QP	N/A
 Care Quality Commission (available from www.cqc.org.uk)	Good (5 Sept 2017)	Requires Improvement (2 Nov 17)	Good (21 March 17)	Good (3 July 2017)
 Patient recommendations (available from www.nhs.uk)	73.4%	53.7%	60.8%	62.2%
No. of patients (available from www.nhs.uk)	5,266	8,563	5,853	14,513

The Westwood Road Practice is closing their branch site at 96 Whitley Road as of 31st January 2018. At this time all patients will continue to be registered with the Practice at their main site in Westwood Road (RG31 5RP). Patients are able to remain registered in this way or register at another GP Practice so long as their address falls within the catchment areas for those Practices. Listed below are several of the nearby Practices where it may be possible to register. It is important that patients check with the individual Practices to confirm they reside within catchment areas.

	University Health Centre	Chancellor House Surgery	Swallowfield Medical Practice
Contact Details	9 Norcote Avenue, Reading, RG2 7HE 0118 987 4551 http://www.readinguniversitymedicalpractice.nhs.uk	6 Shinfield Road, Reading, RG2 7BW 0118 931 0006 http://www.chancellorhousesurgery.co.uk	The Street, Swallowfield, RG7 1QY 0118 988 3134 https://www.swallowfieldmedicalpractice.co.uk
Distance on foot from closing surgery 	2.2 miles	2.3 miles	3.5 miles
Branch Sites	Whitley Villa, 1 Christchurch Rd, RG2 7AB	Tilehurst Village Surgery 96 Westwood Road, Tilehurst RG31 5PP	Shinfield and Arborfield
 (available from www.cqc.org.uk)	Outstanding (3 May 2015)	Good (22 June 2016)	Good (3 August 16)
 Patient recommendations (available from www.nhs.uk)	88.3%	71.8%	91.4%
No. of patients (available from www.nhs.uk)	30,013	16,370	11,852